



CLOTHING AND TEXTILES

Integrated with Family Studies

HOW IS GRADE 9 DIFFERENT FROM GRADE 7/8?

Every second day we get 80 minutes together.



More time together = more sewing.



Together as a class we decide what we want to focus on




Our sewing projects will be more difficult, but you have more freedom while choosing your projects.




There is a Family Studies portion of the course

FAMILY STUDIES FOCUS AREAS




FAMILY
RELATIONSHIPS



HUMAN
DEVELOPMENT



CAREGIVING
THROUGH THE LIFE
CYCLE



INDIVIDUAL
RELATIONSHIPS AND
COMMUNICATION

CLOTHING AND TEXTILES

Learn how to use the sergers, embroidery machines and continue to use the sewing machines.

Learn how to make patterns from scratch.

Make an article of clothing to fit you and/or upcycle an old article of clothing.

Explore different applications on fabric such as tie dye, beading, stencils and embroidery.

Explore the fashion industry and clothing design.

THINGS WE HAVE SEWN IN THE PAST

Maxi skirts

Pajama pants with inseam
pockets


Sweats

Handbag

Reusable zipper pouch

Sweater

Halloween costumes



WHAT IF I'VE NEVER USED A SEWING MACHINE?

If you have never used a sewing machine, I can help you with the basics. I will walk you through how to use the machine and teach you basic sewing techniques to complete a project.

If you were in sewing this term and never got a chance to sew your project, I highly encourage you to take this course so we can learn the basic skills you missed out on learning.

QUESTIONS?

Contact Mrs. McFadyen at lmcfadyen@lssd.ca

